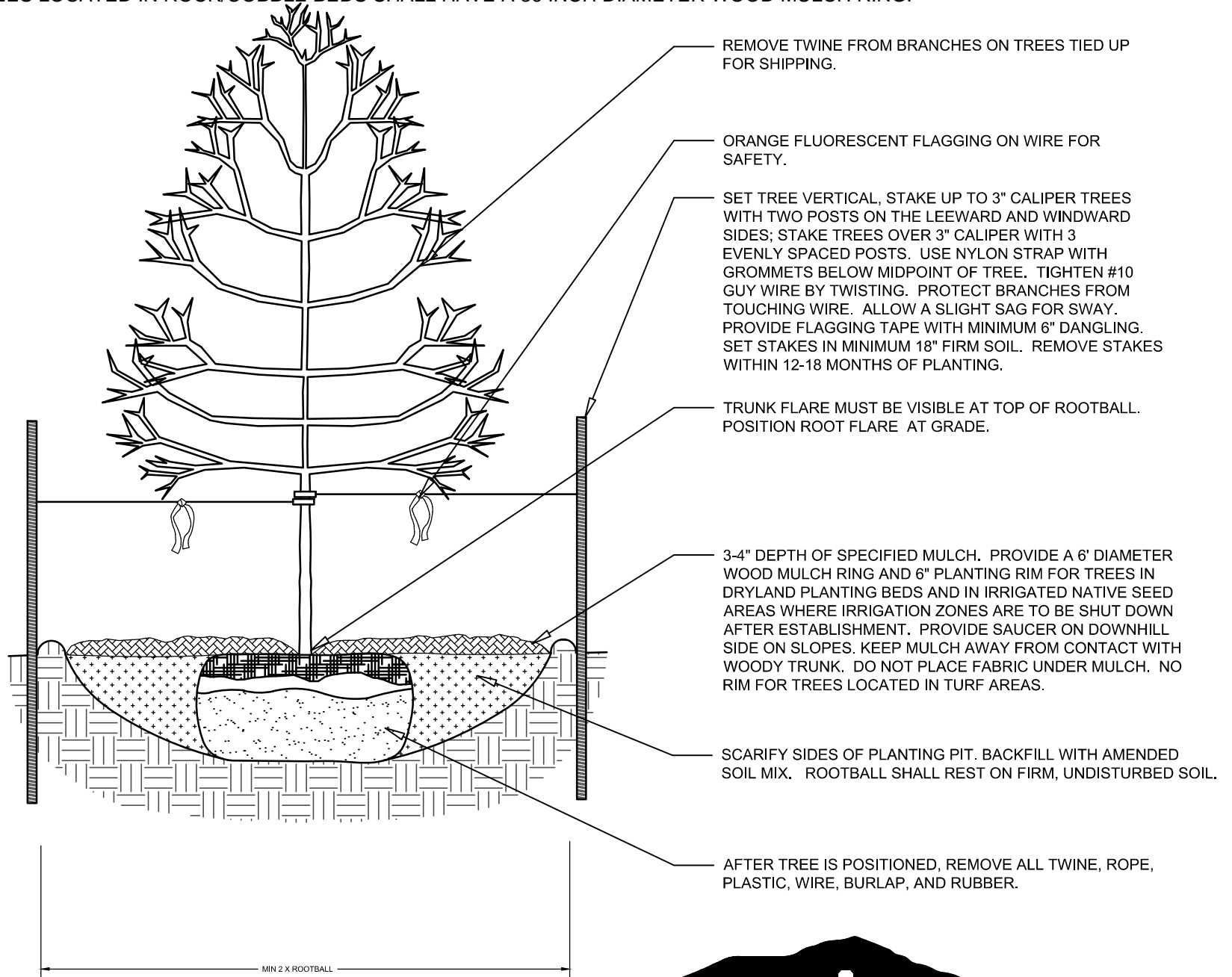


NOTES:

1. MARK THE NORTH SIDE OF TREE IN THE NURSERY, AND ROTATE TREE TO FACE NORTH AT THE SITE WHENEVER POSSIBLE.
2. AT TIME OF PLANTING, DO NOT REMOVE OR CUT LEADER AND PRUNE ONLY DEAD OR BROKEN BRANCHES, CROSS OVER BRANCHES, AND WEAK OR NARROW CROTCHES. SOME INTERIOR TWIGS AND LATERAL BRANCHES MAY BE PRUNED. HOWEVER, DO NOT REMOVE THE TERMINAL BUDS OF BRANCHES THAT EXTEND TO THE EDGE OF THE CROWN.
3. STRUCTURAL PRUNING SHOULD NOT BEGIN UNTIL AFTER ESTABLISHMENT PERIOD, USUALLY TWO GROWING SEASONS.
4. KEEP PLANTS MOIST AND SHADED UNTIL PLANTING.
5. DO NOT FERTILIZE FOR AT LEAST ONE GROWING SEASON.
6. AMENDED BACKFILL SHALL BE 1/3 COMPOST (PREFERABLY CLASSIFIED) AND 2/3 NATIVE AND/OR IMPORTED TOPSOIL.
7. IN WINTER WRAP TRUNK ON EXPOSED SITES AND SPECIES WITH THIN BARK WITH ELECTRICAL OR DUCT TAPE, NOT TWINE.
8. COORDINATE WITH CITY FORESTRY FOR CURRENT INSECT AND DISEASE RECOMMENDATIONS PRIOR TO PLANTING.
9. DEEP WATER ALL PLANTS AT TIME OF PLANTING.
10. ALL TREES LOCATED IN ROCK/COBBLE BEDS SHALL HAVE A 36 INCH DIAMETER WOOD MULCH RING.



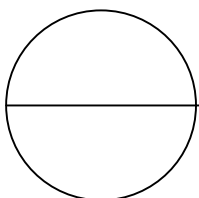
Rev: 6-5-2023

Disclaimer: These planting details are for City review and approval process only and shall not be used for construction or bidding purposes.

DECIDUOUS TREE PLANTING DETAIL

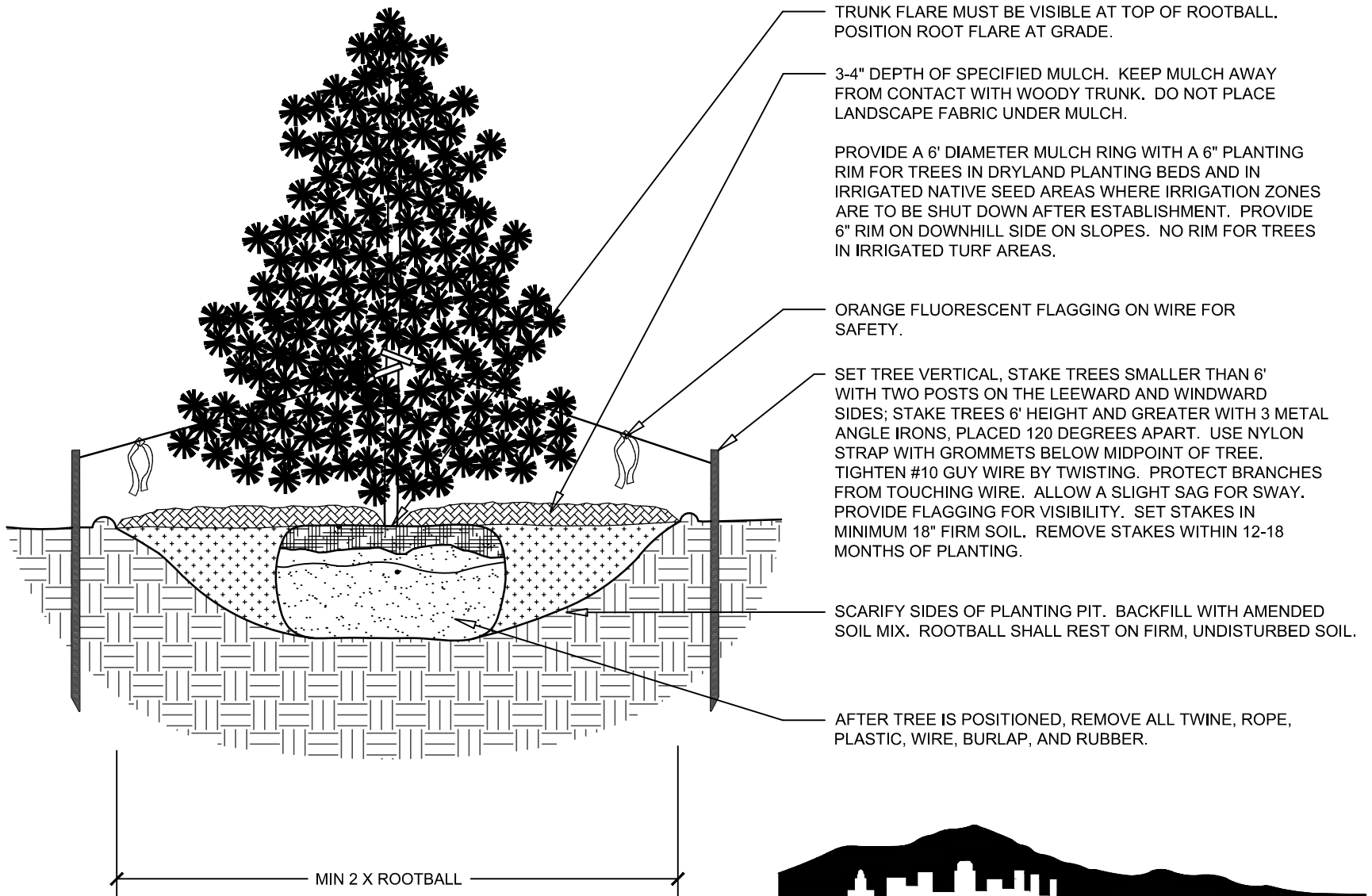
NOT TO SCALE

SECTION



NOTES:

1. DO NOT REMOVE OR CUT LEADER.
2. PRUNE ONLY DEAD OR BROKEN BRANCHES IMMEDIATELY PRIOR TO PLANTING.
3. DO NOT REMOVE ANY DOUBLE LEADER, UNLESS OTHERWISE DIRECTED BY OWNERS REPRESENTATIVE.
4. KEEP PLANTS MOIST AND SHADED UNTIL PLANTING.
5. AMENDED BACKFILL SHALL BE 1/3 COMPOST (PREFERABLY CLASSIFIED) AND 2/3 NATIVE AND/OR IMPORTED TOPSOIL.
6. MARK THE NORTH SIDE OF TREE IN THE NURSERY, AND ROTATE TREE TO FACE NORTH AT THE SITE WHENEVER POSSIBLE.
7. PINE AND SPRUCE TREES TO BE SPRAYED FOR IPS BARK BEETLE PRIOR TO PLANTING. COORDINATE WITH CITY FORESTRY FOR CURRENT INSECT AND DISEASE RECOMMENDATIONS PRIOR TO PLANTING.
8. ALL TREES TO BE DEEP WATERED AT TIME OF PLANTING.
9. ALL TREES LOCATED IN ROCK/COBBLE BEDS SHALL HAVE A 36 INCH DIAMETER WOOD MULCH RING.



Rev:6-5-2023

Disclaimer: These planting details are for City review and approval process only and shall not be used for construction or bidding purposes.

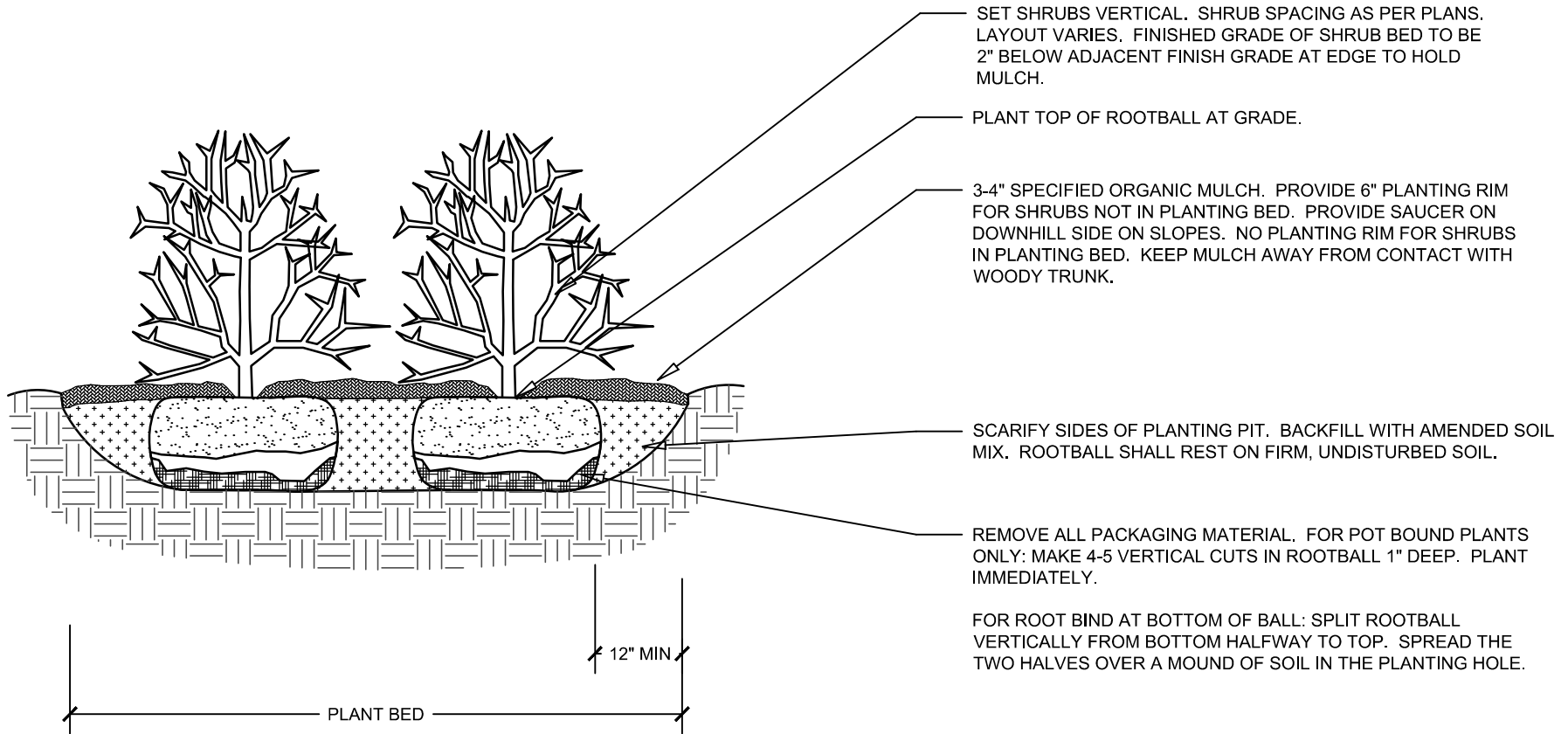
EVERGREEN TREE PLANTING DETAIL

NOT TO SCALE

SECTION

NOTES:

- 1. PRUNE ONLY DEAD OR BROKEN BRANCHES AND WEAK OR NARROW CROTCHES.
- 2. KEEP PLANTS MOIST AND SHADED UNTIL PLANTING.
- 3. DO NOT FERTILIZE FOR AT LEAST ONE GROWING SEASON.
- 4. AMENDED BACKFILL SHALL BE 1/3 COMPOST (PREFERABLY CLASSIFIED) AND 2/3 NATIVE AND/OR IMPORTED TOPSOIL.
- 5. ALL SHRUBS IN ROCK AREAS TO RECEIVE SHREDDED MULCH RINGS.
- 6. DEEP WATER ALL PLANTS AT TIME OF PLANTING.
- 7. ALL SHRUBS LOCATED IN ROCK/COBBLE BEDS SHALL HAVE A 18 INCH DIAMETER WOOD MULCH RING.



CITY OF COLORADO SPRINGS

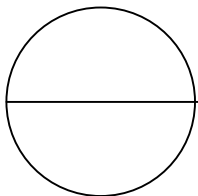
Rev: 6-5-2023

Disclaimer: These planting details are for City review and approval process only and shall not be used for construction or bidding purposes.

SHRUB PLANTING DETAIL

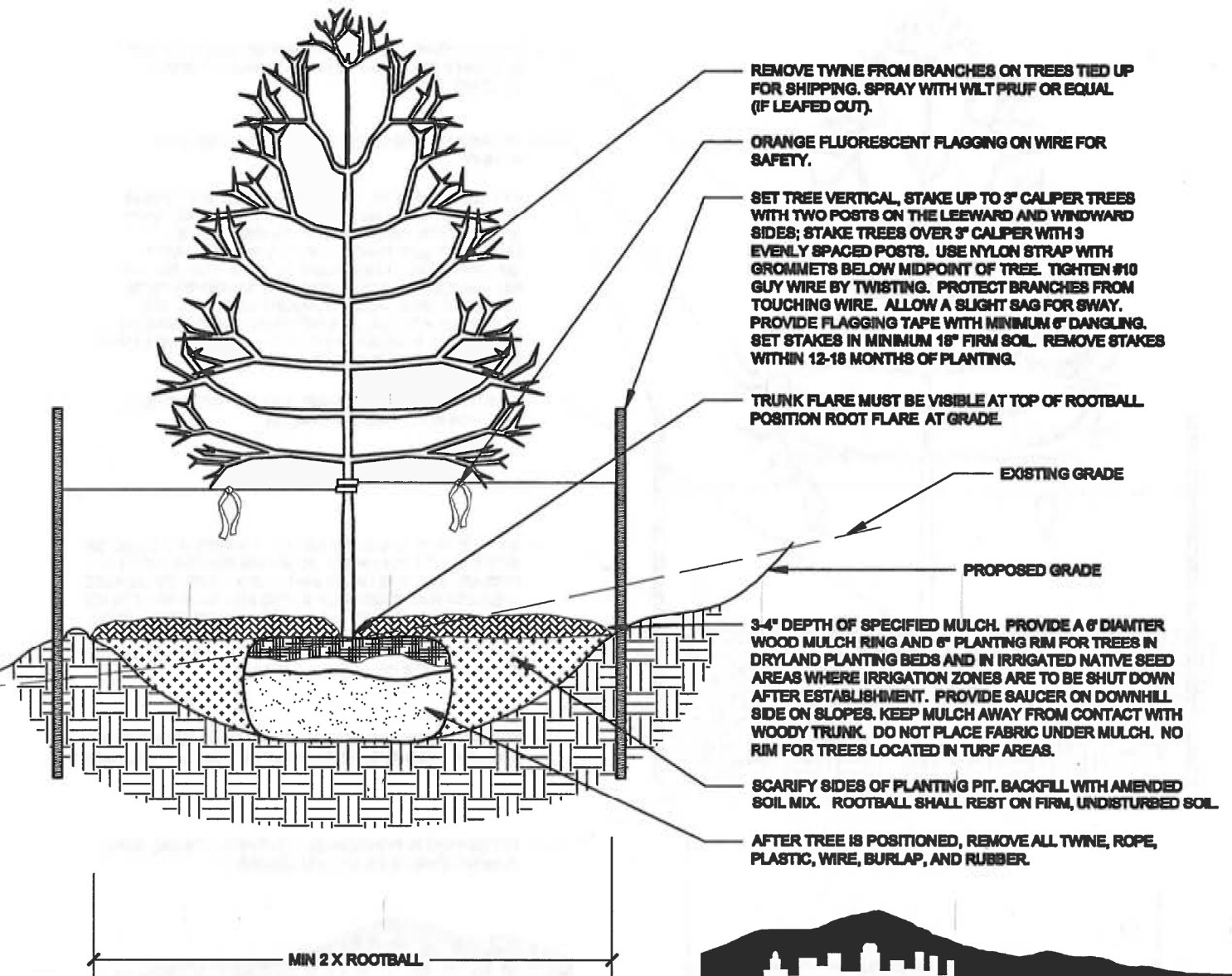
NOT TO SCALE

SECTION



NOTES:

1. MARK THE NORTH SIDE OF TREE IN THE NURSERY, AND ROTATE TREE TO FACE NORTH AT THE SITE WHENEVER POSSIBLE.
2. AT TIME OF PLANTING, DO NOT REMOVE OR CUT LEADER AND PRUNE ONLY DEAD OR BROKEN BRANCHES, CROSS OVER BRANCHES, AND WEAK OR NARROW CROTCHES. SOME INTERIOR TWIGS AND LATERAL BRANCHES MAY BE PRUNED. HOWEVER, DO NOT REMOVE THE TERMINAL BUDS OF BRANCHES THAT EXTEND TO THE EDGE OF THE CROWN.
3. STRUCTURAL PRUNING SHOULD NOT BEGIN UNTIL AFTER ESTABLISHMENT PERIOD, USUALLY TWO GROWING SEASONS.
4. KEEP PLANTS MOIST AND SHADED UNTIL PLANTING.
5. DO NOT FERTILIZE FOR AT LEAST ONE GROWING SEASON.
6. AMENDED BACKFILL SHALL BE 1/3 COMPOST (PREFERABLY CLASSIFIED) AND 2/3 NATIVE AND/OR IMPORTED TOPSOIL.
7. WRAP TRUNK ON EXPOSED SITES AND SPECIES WITH THIN BARK. USE ELECTRICAL OR DUCT TAPE, NOT TWINE. OCTOBER 31 AND REMOVE MARCH 31 FOR THE PIKES PEAK REGION.
8. COORDINATE WITH CITY FORESTRY FOR CURRENT INSECT AND DISEASE RECOMMENDATIONS PRIOR TO PLANTING.
9. DEEP WATER ALL PLANTS AT TIME OF PLANTING.
10. ALL TREES LOCATED IN ROCK/COBBLE BEDS SHALL HAVE A 36 INCH DIAMETER WOOD MULCH RING.



Rev: 6-5-2023

Disclaimer: These planting details are for City review and approval process only and shall not be used for construction or bidding purposes.

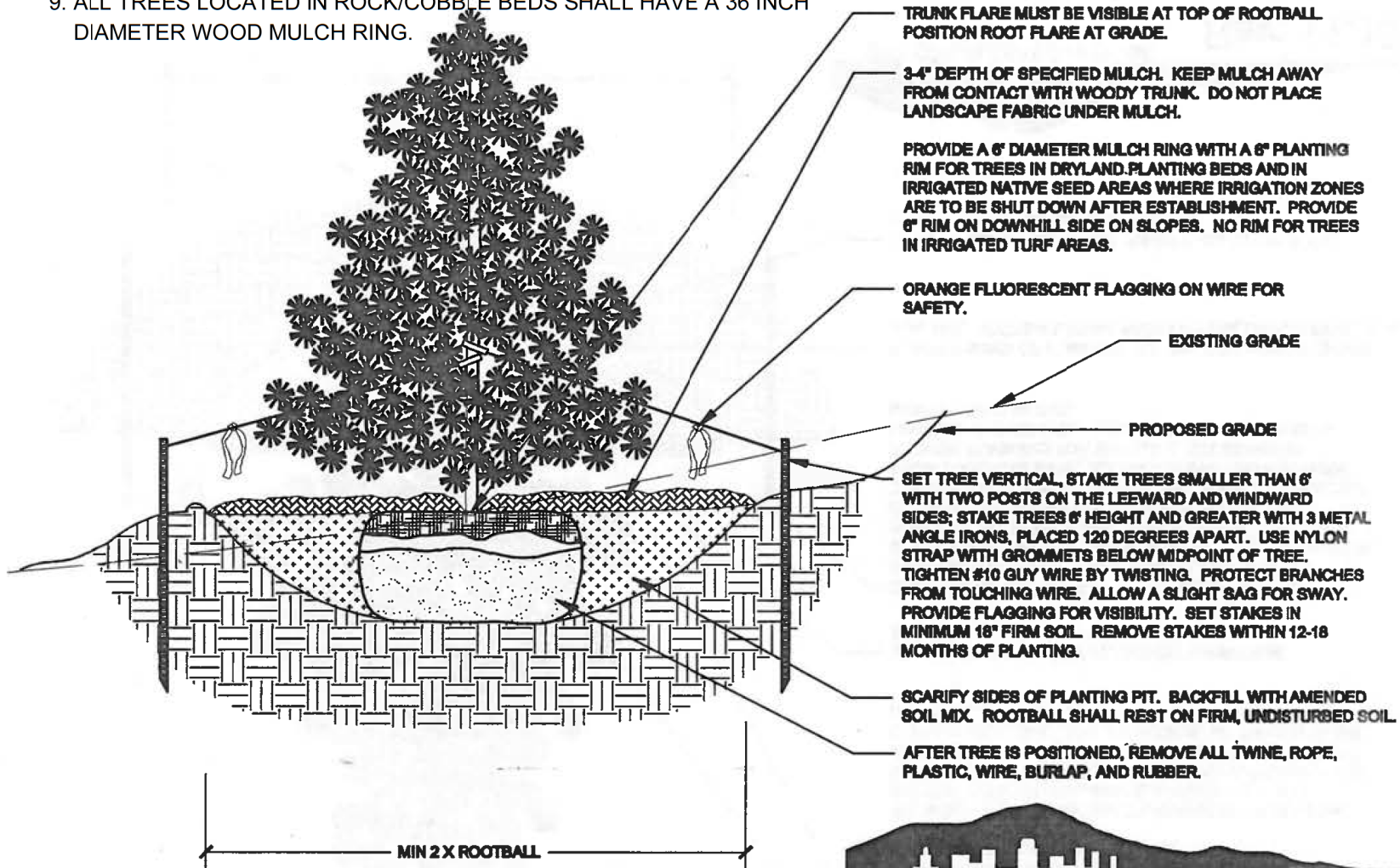
DECIDUOUS TREE PLANTING ON SLOPES DETAIL

NOT TO SCALE

SECTION

NOTES:

1. DO NOT REMOVE OR CUT LEADER.
2. PRUNE ONLY DEAD OR BROKEN BRANCHES IMMEDIATELY PRIOR TO PLANTING.
3. DO NOT REMOVE ANY DOUBLE LEADER, UNLESS OTHERWISE DIRECTED BY OWNERS REPRESENTATIVE.
4. KEEP PLANTS MOIST AND SHADED UNTIL PLANTING.
5. AMENDED BACKFILL SHALL BE 1/3 COMPOST (PREFERABLY CLASSIFIED) AND 2/3 NATIVE AND/OR IMPORTED TOPSOIL.
6. MARK THE NORTH SIDE OF TREE IN THE NURSERY, AND ROTATE TREE TO FACE NORTH AT THE SITE WHENEVER POSSIBLE.
7. PINE AND SPRUCE TREES TO BE SPRAYED FOR IPS BARK BEETLE PRIOR TO PLANTING. COORDINATE WITH CITY FORESTRY FOR CURRENT INSECT AND DISEASE RECOMMENDATIONS PRIOR TO PLANTING.
8. ALL TREES TO BE DEEP WATERED AT TIME OF PLANTING.
9. ALL TREES LOCATED IN ROCK/COBBLE BEDS SHALL HAVE A 36 INCH DIAMETER WOOD MULCH RING.



Rev: 6-5-2023

Disclaimer: These planting details are for City review and approval process only and shall not be used for construction or bidding purposes.

EVERGREEN TREE PLANTING ON SLOPES DETAIL

NOT TO SCALE

SECTION

